

润金科技



User Manual

KH

1

2








3

4 KH1512 KH1509 KH1209 KH0906 ,

5

24

400 680 9891

1	-----	4
1-1	-----	4
1-2	-----	4
1-3	-----	4
1-4	-----	5
1-5	-----	6
1-5-1	-----	7
1-5-2	-----	7
1-5-3	-----	7
1-6	-----	8
1-7	-----	8
1-7-1	-----	8
1-7-2	-----	8
2	-----	10
2-1	-----	10
2-2	-----	10
2-3	-----	11
2-3-1	-----	11
2-3-2	-----	12
2-4	-----	13
2-4-1	 -----	13
2-4-2	 -----	14
2-4-3	 -----	14
2-4-4	 -----	15
2-4-5	 -----	15
2-4-5-1	 -----	15
2-4-5-2	 -----	16
3	-----	17
4	-----	18



KH

1

1-1

1-1-1

1-1-2

1-1-3

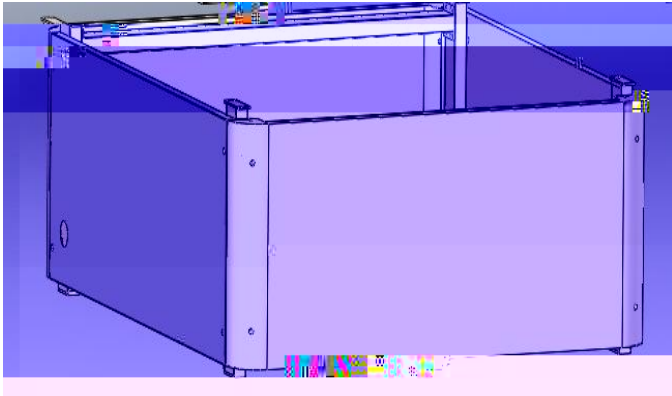
1-1-4

1-1-5

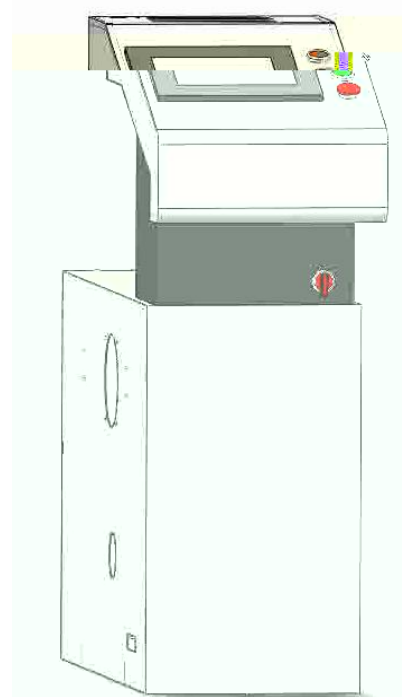
1-1-6

1-2

1-2-1




B



C

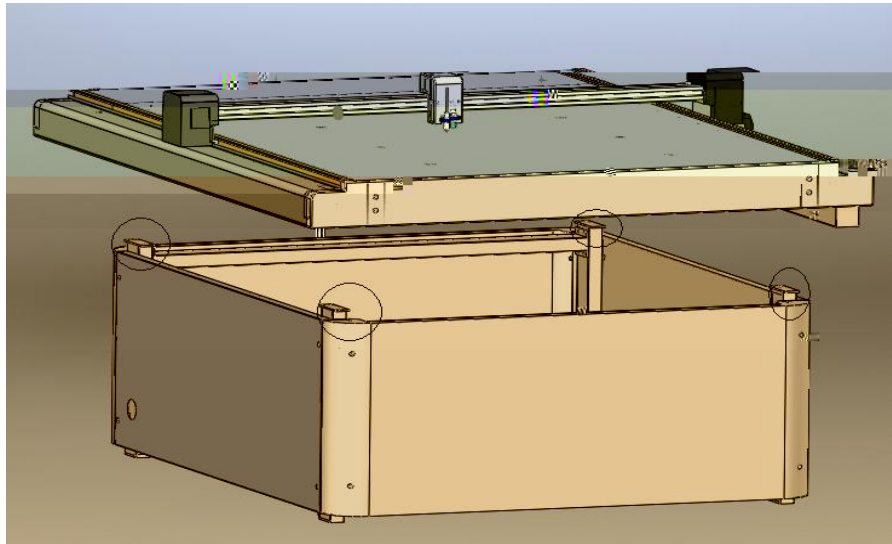
1-1

1-4



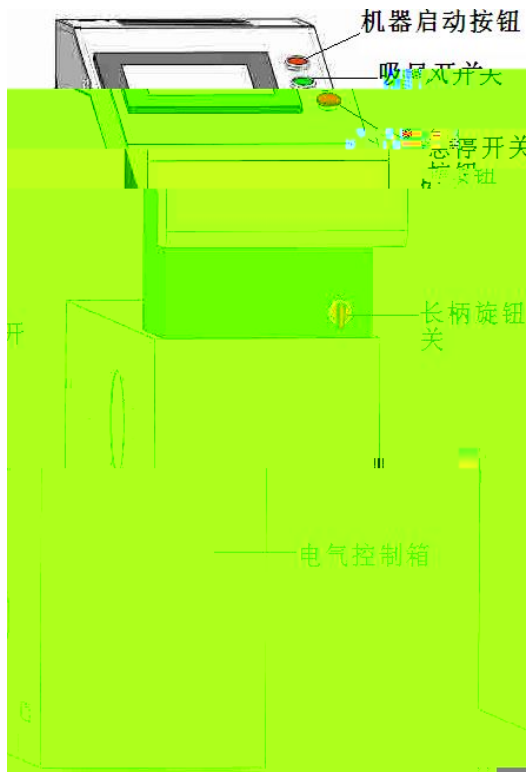
1-2



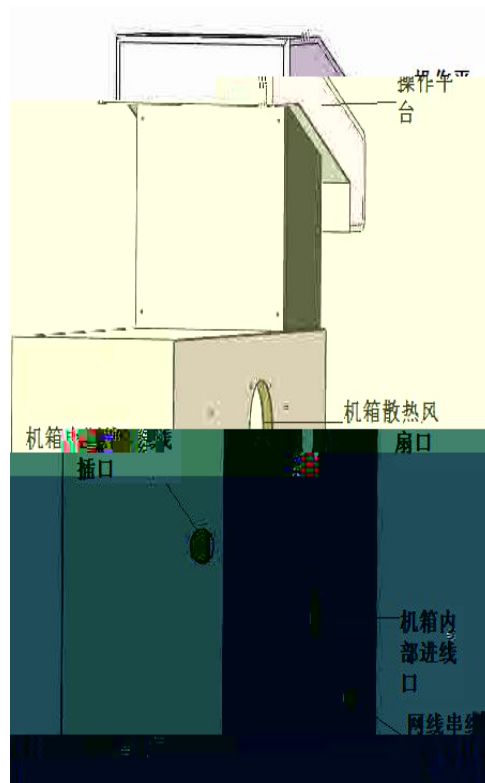


1-4

1-5-3



1 5

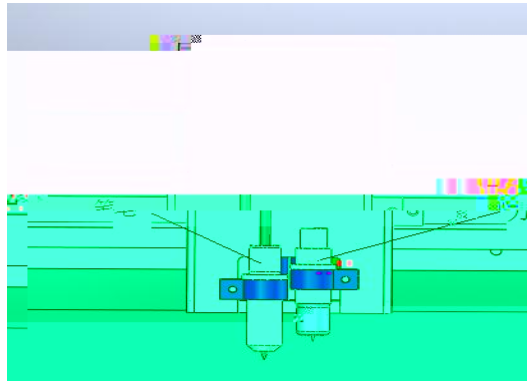


1 5



3

1-8



1-8

2


2-1

2-1-1

" ON"

3

3







Y

2-1-2

2



- 2-2-1 "  "
- X Y
- 2-2-2 "  "
- 2-2-3 "  "
- 2-2-4 "  "
- 2-2-5 "  "

2-4-5



SP1-SP8

1 8

SP1 SP8

	SP
	SP
	SP

SP1

"

"

SP2

"

"



SP1

"

"

SP2

"

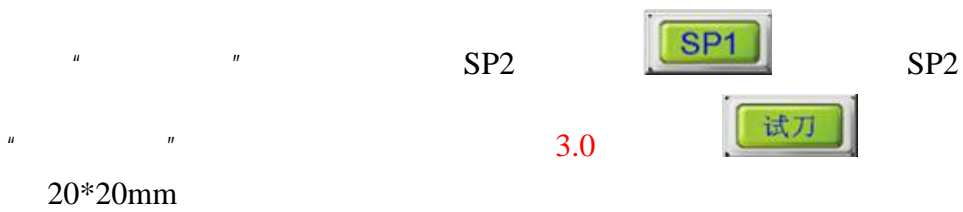
"



2-3-2

1






CAD

2-3-1

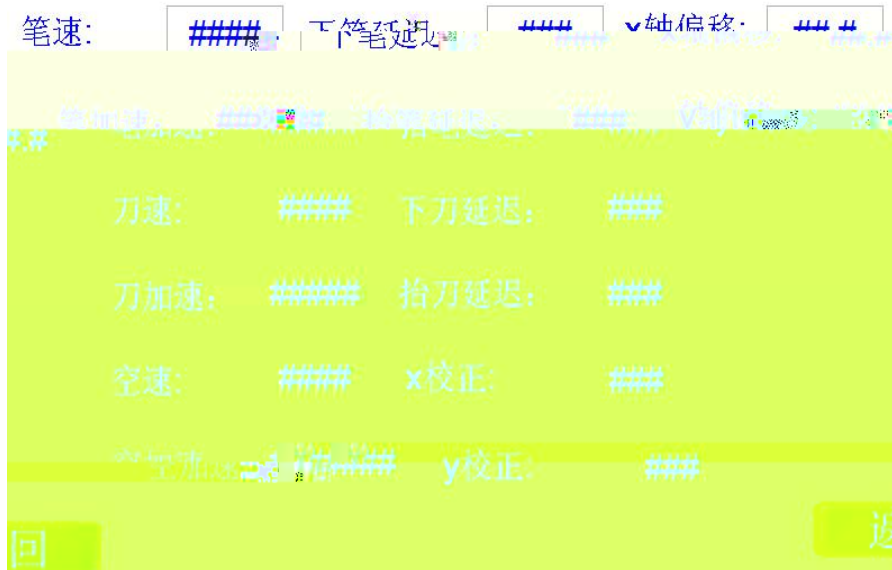
2-4







5



⋮




X X
 Y
 X (): X
 (): Y



2



功能设置



IP

IP

3

IP

IP

IP

3



3

1

2

3

5kg

4

5

6

AC220V+10% 50\60HZ 2000W

7

100 400

8

9

10

4